


[Bath]
Afly

informazioni tecniche
technical details
données techniques
technische Daten
informaciones técnicas
Page 132

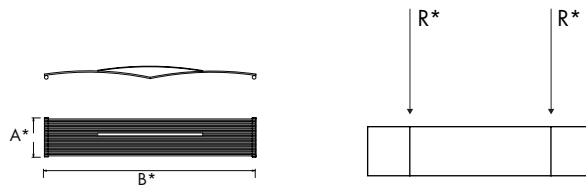


Afly

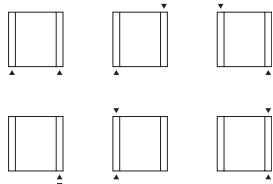




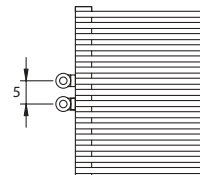
AFly



[A] attacco standard
 standart connection
 raccord standard
 standard Anschluss
 conexión estándar



[B] attacco speciale
 special connection
 raccord spéciale
 speziell Anschluss
 conexión especial



P* 150

B* cm in	A* cm in	cm in		art*	BTU Øt 50°	Watt Δt 50°		
Afly 150								
148.5	58.5	24.8	9.8	144.0	56.7	AF13000S150010B	1 642	482
148.5	58.5	29.6	11.7	144.0	56.7	AF13000S150012B	1 970	578
148.5	58.5	34.4	13.5	144.0	56.7	AF13000S150014B	2 299	674
148.5	58.5	39.2	15.4	144.0	56.7	AF13000S150016B	2 627	770
148.5	58.5	44.0	17.3	144.0	56.7	AF13000S150018B	2 955	867
148.5	58.5	48.8	19.2	144.0	56.7	AF13000S150020B	3 284	963
148.5	58.5	53.6	21.1	144.0	56.7	AF13000S150022B	3 612	1 059
148.5	58.5	58.4	23.0	144.0	56.7	AF13000S150024B	3 941	1 156
148.5	58.5	63.2	24.9	144.0	56.7	AF13000S150026B	4 269	1 252
148.5	58.5	68.0	26.8	144.0	56.7	AF13000S150028B	4 597	1 348
148.5	58.5	72.8	28.7	144.0	56.7	AF13000S150030B	4 926	1 445
Afly 170								
168.5	66.3	24.8	9.8	164.0	64.6	AF13000S170010B	1 861	546
168.5	66.3	29.6	11.7	164.0	64.6	AF13000S170012B	2 233	655
168.5	66.3	34.4	13.5	164.0	64.6	AF13000S170014B	2 605	764
168.5	66.3	39.2	15.4	164.0	64.6	AF13000S170016B	2 977	873
168.5	66.3	44.0	17.3	164.0	64.6	AF13000S170018B	3 350	982
168.5	66.3	48.8	19.2	164.0	64.6	AF13000S170020B	3 722	1 091
168.5	66.3	53.6	21.1	164.0	64.6	AF13000S170022B	4 094	1 201
168.5	66.3	58.4	23.0	164.0	64.6	AF13000S170024B	4 466	1 310
168.5	66.3	63.2	24.9	164.0	64.6	AF13000S170026B	4 838	1 419
168.5	66.3	68.0	26.8	164.0	64.6	AF13000S170028B	5 210	1 528
168.5	66.3	72.8	28.7	164.0	64.6	AF13000S170030B	5 583	1 637
Afly 200								
198.5	78.1	24.8	9.8	194.0	76.4	AF13000S200010B	2 189	642
198.5	78.1	29.6	11.7	194.0	76.4	AF13000S200012B	2 627	770
198.5	78.1	34.4	13.5	194.0	76.4	AF13000S200014B	3 065	899
198.5	78.1	39.2	15.4	194.0	76.4	AF13000S200016B	3 503	1 027
198.5	78.1	44.0	17.3	194.0	76.4	AF13000S200018B	3 941	1 156
198.5	78.1	48.8	19.2	194.0	76.4	AF13000S200020B	4 378	1 284
198.5	78.1	53.6	21.1	194.0	76.4	AF13000S200022B	4 816	1 412
198.5	78.1	58.4	23.0	194.0	76.4	AF13000S200024B	5 254	1 541
198.5	78.1	63.2	24.9	194.0	76.4	AF13000S200026B	5 692	1 669
198.5	78.1	68.0	26.8	194.0	76.4	AF13000S200028B	6 130	1 798
198.5	78.1	72.8	28.7	194.0	81.8	AF13000S200030B	6 568	1 926

A* = altezza / height / hauteur / Höhe / alto **B*** = larghezza / width / longueur / Breite / ancho
I* = interasse / pipe centres / distance entre depart et retour / Achsabstand / distancia entre las conexiones
R* = rinforzo / reinforcement / renforcement / Verstärkung / refuerzos

art* = articolo / model / modèle / Artikel / artículo **P*** = pagina / page / page / Seite / página



Ulteriori dettagli
 Further details
 Ulérieures détails
 Weitere Einzelheiten
 Otros detalles

P* 148

Colori/ colours / couleurs / Farbe / colores

- [BIAN] B standard
 T + 10%
 S + 20%
- [RAL] S + 20%
 RAL non inclusi in tabella
 special Ral colours
 couleurs Ral spéciales
 RAL Farbe nicht in der Tabelle inbegriffen
 colores RAL especiales

Kcal = Watt x 0,860
 BTU = Watt x 3,413

Watt Δt 60° = Watt Δt 50° x 1,241
 Watt Δt 40° = Watt Δt 50° x 0,768
 Watt Δt 30° = Watt Δt 50° x 0,546
 Watt Δt 20° = Watt Δt 50° x 0,338

