

Tif



35

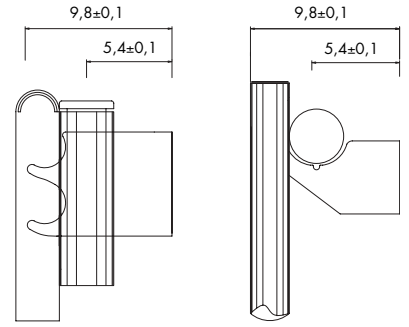
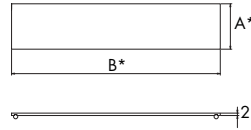
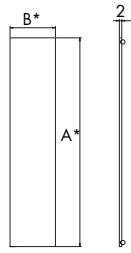
[Home]
Tif

informazioni tecniche
technical details
données techniques
technische Daten
informaciones técnicas
Page 78

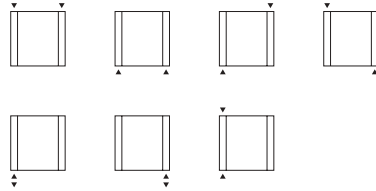




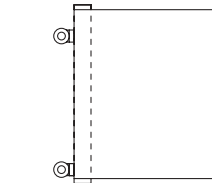
TIF



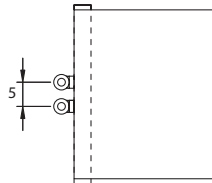
[X] attacco standard
standard connection
raccord standard
standard Anschluss
conexión estándar



[B] attacco speciale
special connection
raccord spéciale
speziell Anschluss
conexión especial

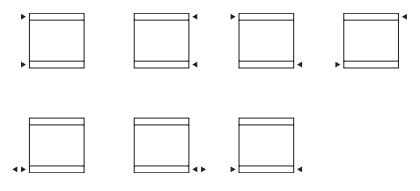


[B5] attacco interasse 5 cm
pipe centres 5 cm
raccords 5 cm
5 cm Achsabstand Anschluss
conexión entre ejes: 5 cm.

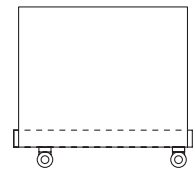


P* 150

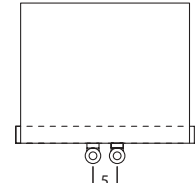
[X] attacco standard
standard connection
raccord standard
standard Anschluss
conexión estándar



[B] attacco speciale
special connection
raccord spéciale
speziell Anschluss
conexión especial



[B5] attacco interasse 5 cm
pipe centres 5 cm
raccords 5 cm
5 cm Achsabstand Anschluss
conexión entre ejes: 5 cm.



P* 150

verticale / vertical / verticale / vertikal / vertical

A* cm	in	B* cm	in	l* cm	in	l* cm	in	art*	BTU Δt 50°	watt Δt 50°
63.0	24.8	83.0	32.7	56.0	22.0	89.0	35.0	TF25000S060022	1 871	549
173.0	68.1	39.8	15.7	166.0	65.4	45.8	18.0	TF25000S170010	2 073	608
173.0	68.1	54.2	21.3	166.0	65.4	60.2	23.7	TF25000S170014	2 903	851
173.0	68.1	68.6	27.0	166.0	65.4	74.6	29.4	TF25000S170018	3 732	1 094
203.0	79.9	39.8	15.7	196.0	77.2	45.8	18.0	TF25000S200010	2 409	706
203.0	79.9	54.2	21.3	196.0	77.2	60.2	23.7	TF25000S200014	3 372	989
203.0	79.9	68.6	27.0	196.0	77.2	74.6	29.4	TF25000S200018	4 335	1 271

orizzontale / horizontal / horizontale / horizontal / horizontal

B* cm	in	A* cm	in	l* cm	in	l* cm	in	art*	BTU Δt 50°	watt Δt 50°
173.0	68.1	39.8	15.7	166.0	65.4	45.8	18.0	TO25000S170010	2 313	678
173.0	68.1	54.2	21.3	166.0	65.4	60.2	23.7	TO25000S170014	3 241	950
173.0	68.1	68.6	27.0	166.0	65.4	74.6	29.4	TO25000S170018	4 166	1 222
203.0	79.9	39.8	15.7	196.0	77.2	45.8	18.0	TO25000S200010	2 723	798
203.0	79.9	54.2	21.3	196.0	77.2	60.2	23.7	TO25000S200014	3 811	1 118
203.0	79.9	68.6	27.0	196.0	77.2	74.6	29.4	TO25000S200018	4 899	1 437

A* = altezza / height / hauteur / Höhe / alto B* = larghezza / width / longueur / Breite / ancho art* = articolo / model / modèle / Artikel / artículo P* = pagina / page / page / Seite / página
l* = interasse / pipe centres / distance entre depart et retour / Achsabstand / distancia entre las conexiones



Ulteriori dettagli
Further details
Ulérieures détails
Weitere Einzelheiten
Otros detalles

P* 148

Colori / colours / couleurs / Farbe / colores

[BIAN] B standard
T + 10%
S + 20%
[RAL] S + 20%
RAL non inclusi in tabella
special Ral colours
couleurs Ral spéciales
RAL Farbe nicht in der Tabelle inbegriffen
colores RAL especiales

Kcal = Watt x 0,860
BTU = Watt x 3,413

Watt Δt 60° = Watt Δt 50° x 1,264
Watt Δt 40° = Watt Δt 50° x 0,750
Watt Δt 30° = Watt Δt 50° x 0,518
Watt Δt 20° = Watt Δt 50° x 0,307