

Virgola

56



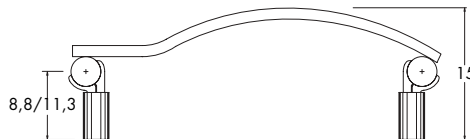
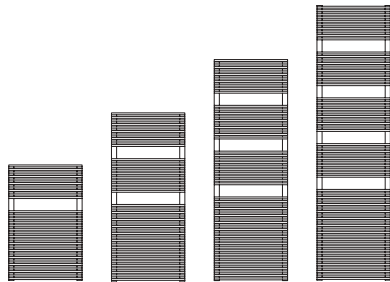
[Bath]
Virgola

informazioni tecniche
technical details
données techniques
technische Daten
informaciones técnicas
Page 135

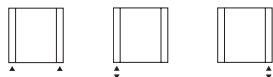
[Bath]
Virgola cromato

informazioni tecniche
technical details
données techniques
technische Daten
informaciones técnicas
Page 135

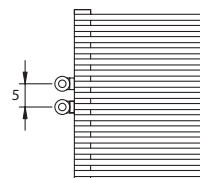
VIRGOLA



[A] attacco standard
standard connection
raccord standard
standard Anschluss
conexión estándar



[B] attacco speciale
special connection
raccord spéciale
speziell Anschluss
conexión especial



P* 150

A* cm	in	B* cm	in	l* cm	in	art*	BTU Δt 50°	watt Δt 50°	E* M* ET* MT*
80.0	31.5	49.5	19.5	45.0	17.7	VR13000S080050	1 650	484	500
80.0	31.5	59.5	23.4	55.0	21.7	VR13000S080060	1 973	579	500
116.0	45.7	49.5	19.5	45.0	17.7	VR13000S116050	2 296	673	700
116.0	45.7	59.5	23.4	55.0	21.7	VR13000S116060	2 745	805	700
152.0	59.8	49.5	19.5	45.0	17.7	VR13000S152050	2 926	858	700
152.0	59.8	59.5	23.4	55.0	21.7	VR13000S152060	3 500	1 026	1 000
188.0	74.0	49.5	19.5	45.0	17.7	VR13000S188050	3 549	1 041	1 000
188.0	74.0	59.5	23.4	55.0	21.7	VR13000S188060	4 244	1 245	1 000

CROM									E* M* ET* MT*
A* cm	in	B* cm	in	l* cm	in	art*	BTU Δt 50°	watt Δt 50°	
80.0	31.5	49.5	19.5	45.0	17.7	VR13000S080050R	1 105	324	500
80.0	31.5	59.5	23.4	55.0	21.7	VR13000S080060R	1 322	388	500
116.0	45.7	49.5	19.5	45.0	17.7	VR13000S116050R	1 583	451	700
116.0	45.7	59.5	23.4	55.0	21.7	VR13000S116060R	1 839	539	700
152.0	59.8	49.5	19.5	45.0	17.7	VR13000S152050R	1 961	575	700
152.0	59.8	59.5	23.4	55.0	21.7	VR13000S152060R	2 345	688	1 000
188.0	74.0	49.5	19.5	45.0	17.7	VR13000S188050R	2 378	697	1 000
188.0	74.0	59.5	23.4	55.0	21.7	VR13000S188060R	2 844	834	1 000

art	watt			art	watt		
SOVRES0350	350	E*		SOVRES0350 T	350	ET*	
SOVRES0500	500			SOVRES0500 T	500		
SOVRES0700	700			SOVRES0700 T	700		
SOVRES1000	1000			SOVRES1000 T	1000		
KITRES0350	350	M*		KITRES0350 T	350	MT*	
KITRES0500	500			KITRES0500 T	500		
KITRES0700	700			KITRES0700 T	700		
KITRES1000	1000			KITRES1000 T	1000		

A* = altezza / height / hauteur / Höhe / alto **B*** = larghezza / width / longueur / Breite / ancho **art*** = articolo / model / modèle / Artikel / artículo
l* = interasse / pipe centres / distance entre depart et retour / Achsabstand / distancia entre las conexiones **P*** = pagina / page / page / Seite / página
E* = elettrico / electrical / électric / elektrische / eléctrico **M*** = misto / dual application / mixte / der gemischter Ausführung / kit mixto
ET* = elettrico termostato ambiente / thermostat / thermostat / der Thermostat / termostato
MT* = misto termostato ambiente / dual application with thermostat / mixte avec thermostat / der gemischter Ausführung mit Thermostat / kit mixto con termostato

Kcal = Watt x 0,860
 BTU = Watt x 3,413

Watt Δt 60° = Watt Δt 50° x 1,241
 Watt Δt 40° = Watt Δt 50° x 0,768
 Watt Δt 30° = Watt Δt 50° x 0,546
 Watt Δt 20° = Watt Δt 50° x 0,338

Colori / colours / couleurs / Farbe / colores

[BIAN] B standard
 T + 10%
 S + 20%
 [RAL] S + 20%
 RAL non inclusi in tabella
 special Ral colours
 couleurs Ral spéciales
 RAL Farbe nicht in der Tabelle inbegriffen
 colores RAL especiales

Ulteriori dettagli
 Further details
 Ulérieures détails
 Weitere Einzelheiten
 Otros detalles



P* 148